

Homework for June 10-14

This is the final week of spelling/math homework! We did it! Reading homework will continue up to the last day of school. Please hand in the homework book(s) this Monday, June 17th (or earlier) for review.

If your child will not be returning to Le Roi Daniels in the fall, or if your child will be late returning, please contact the office immediately.

For this week, your child's homework is:

- Raz-Kids and Home Reading (nightly for 15 minutes or more)
- Spelling words
- Sentence(s) using the spelling words
- 1 quick Mathletics assignment on shapes and objects
- Math Shape and Space activity

Please return the following items by FRIDAY, JUNE 14th:

- All homework books
- Library books
- Home Reading books
- Character bags (if you have not already done so)

We would like to take this opportunity to thank each and every one of you for your commitment and dedication to your child's learning!
THANK YOU! 😊

Spelling Words:

We have provided three options for the spelling portion of the homework.

Option One – Write all of the words (excluding the challenge words) three times each in your homework book. Write one single sentence for ONE word using a capital and a period. For example: **I have a fish.**

Option Two – Write all of the regular words (excluding the challenge words) three times each in your homework book. Write one sentence per regular word (excluding the challenge words) in a sentence using a capital and a period. For example: **I have one gold fish.**

Option Three – Write all of the regular and challenge words three times each in your homework book. Write one sentence for each word. Try to add a detail or a descriptive word to your sentence. For example: **I have a gold fish that I feed every day.**

Weekly Words:	Challenge Words with the graphemes ew, ui, oo:
soon	flew
know	fruit
fly	food
friend	
fast	

Math:








1. Mathematics: Shapes and Objects

a) Test

2. Math Shape and Space Activity (worksheet below):




Print off the chart on page 4 and complete OR draw the chart in the homework book and then fill in.

Example:

Circle	Square	Rectangle	Triangle
  Orange			

Shape Hunt

Look for these shapes in your home. Draw pictures of what you found and then label them!

Circle 	Square 	Rectangle 	Triangle 