

# Homework for May 13 - 16

As there is **no school this Friday, May 17<sup>th</sup>** for students, please hand in homework on **Thursday, May 16<sup>th</sup>**. Please note, there is no school next Monday, May 20<sup>th</sup> as it is Victoria Day.

**For this week, your child's homework is:**

- Raz-Kids and Home Reading (nightly for at least 15 minutes)
- Spelling words
- Sentence(s) using the spelling words
- 2 quick Mathletics assignments on measurement as a review
- Math measurement activity
- Weekly Character Education bags with activities (return as soon as completed)

**Parents need to be actively involved in their child's homework. Provide guidance as necessary, mark the work to ensure that it is completed accurately, and have your child do corrections.**

## Spelling Words:

We have provided three options for the spelling portion of the homework.

**Option One** – Write all of the words (excluding the challenge words) three times each in your homework book. Write one single sentence for ONE word using a capital and a period. For example: **I have a fish.**

**Option Two** – Write all of the regular words (excluding the challenge words) three times each in your homework book. Write one sentence per regular word (excluding the challenge words) in a sentence using a capital and a period. For example: **I have one gold fish.**

**Option Three** – Write all of the regular and challenge words three times each in your homework book. Write one sentence for each word. Try to add a detail or a descriptive word to your sentence. For example: **I have a gold fish that I feed every day.**

Weekly Words:	Challenge Words with the graphemes er, ar, or:
under	water
every	hard
favourite	storm
gave	
pretty	

## Math:

**1. Mathletics:** Measurement - We have reassigned some Measurement tasks on Mathletics for review. Please REDO the following assigned tasks:

- a) How Full?
- b) Which Holds More?

## 2. Measurement Math Activity:

Choose an object at home to use as a measurement tool (i.e. an eraser, pen, favourite book, etc.). Write down 5 items (i.e. television, bedroom door, fridge) that you will measure with your object. **Estimate** (guess) what the measurement will be. Try using math terms such as **length**, **height**, and **width** when describing what you measure.

You can either print off the worksheet below, fill it in, and send it in the green folder OR draw the chart in the homework book and fill it in.

### **EXAMPLE:**

My Measurement Tool is:     a pen    

Description of Item	Estimate	Actual Measurement
Length of Couch	15 pens long	20 pens long

Name: \_\_\_\_\_


## Measurement Activity


My Measurement Tool is: \_\_\_\_\_


Description of Item	Estimate	Actual Measurement

**TIPS for Measuring:**

**Measure It!**

Tools start at the edge 

No gaps 

Tools are the same size 

No overlaps 